









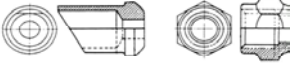



# AN-MS Aircraft Fittings

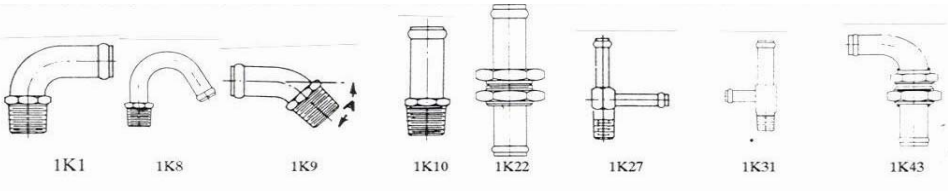
<b>AN913</b>  <b>Plug-Square Head Pipe Thread</b>				<b>AN914</b>  <b>Elbow-Internal and External Pipe Thread 90Deg</b>				<b>AN915</b>  <b>Elbow-Internal and External Pipe 45Deg</b>				<b>AN916</b>  <b>Elbow - Internal Pipe Thread 90Deg</b>				<b>AN917</b>  <b>Tee- Internal Pipe Thread</b>			
AN913	304	Pipe		AN914	304	Pipe		AN915	304	Pipe		AN916	304	Pipe		AN917	304	Pipe	
Copper	Alum	Steel	Size	Copper	Alum	CRES	Size	Copper	Alum	CRES	Size	Copper	Alum	CRES	Size	Copper	Alum	CRES	Size
1	1D	1S	1/8	1	1D	1J	1/8	1	1D	1J	1/8	1	1D	1J	1/8	1	1D	1J	1/8
2	2D	2S	1/4	2	2D	2J	1/4	2	2D	2J	1/4	2	2D	2J	1/4	2	2D	2J	1/4
3	3D	3S	3/8	3	3D	3J	3/8	3	3D	3J	3/8	3	3D	3J	3/8	3	3D	3J	3/8
4	4D	4S	1/2	4	4D	4J	1/2	4	4D	4J	1/2	4	4D	4J	1/2	4	4D	4J	1/2
6	6D	6S	3/4	6	6D	6J	3/4	6	6D	6J	3/4	6	6D	6J	3/4	6	6D	6J	3/4
8	8D	8S	1	8	8D	8J	1	8	8D	8J	1	8	8D	8J	1	8	8D	8J	1
10	10D	10S	1-1/4	10	10D	10J	1-1/4	10	10D	10J	1-1/4	10	10D	10J	1-1/4	10	10D	10J	1-1/4

<b>AN918</b>  <b>Cross-Internal Pipe Thread</b>				<b>AN919</b>  <b>Reducer-External Thread Flared Tube</b>				<b>AN924</b>  <b>Nut-Flared Tube Bulkhead Fitting</b>				<b>AN929</b>  <b>Cap Assembly Pressure Seal</b>				<b>AN6289</b>  <b>Nut (Undercut)-Flared Tube Bulkhead Fitting</b>			
AN918	304	Pipe		AN919	Large Tube	Small Tube		AN924	304	Thread Size		AN929	Tube OD	Thread Size		AN6289	Alum	CRES	Thread Size
Copper	Alum	CRES	Size	Steel	Alum	Tube	Tube	Steel	Alum	CRES	Size	Alum	CRES	Size	Steel	Alum	CRES	Size	
1	1D	1J	1/8	0	0D	3/16	1/8	2	2D	2J	5/16-24	2	2J	1/8	5/16-24	2	D2	J2	5/16-24
2	2D	2J	1/4	1	1D	1/4	1/8	3	3D	3J	3/8-24	3	3J	3/16	3/8-24	3	D3	J3	3/8-24
3	3D	3J	3/8	2	2D	1/4	3/16	4	4D	4J	7/16-20	4	4J	1/4	7/16-20	4	D4	J4	7/16-20
4	4D	4J	1/2	3	3D	5/16	1/4	5	5D	5J	1/2-20	5	5J	5/16	1/2-20	5	D5	J5	1/2-20
6	6D	6J	3/4	4	4D	3/8	1/8	6	6D	6J	9/16-18	6	6J	3/8	9/16-18	6	D6	J6	9/16-18
8	8D	8J	1	5	5D	3/8	3/16	8	8D	8J	3/4-16	8	8J	1/2	3/4-16	8	D8	J8	3/4-16
10	10D	10J	1-1/4	6	6D	3/8	1/4	10	10D	10J	7/8-14	10	10J	5/8	7/8-14	10	D10	J10	7/8-14
				7	7D	3/8	5/16	12	12D	12J	1-1/16-12	12	12J	3/4	1-1/16-12	12	D12	J12	1-1/16-12
				8	8D	1/2	1/8	16	16D	16J	1-5/16-12	16	16J	1	1-5/16-12	16	D16	J16	1-5/16-12
				9	9D	1/2	3/16												
				10	10D	1/2	1/4												
				11	11D	1/2	5/16												
				12	12D	1/2	3/8												
				13	13D	5/8	1/4												
				14	14D	5/8	3/8												
				15	15D	5/8	1/2												
				16	16D	3/4	1/4												
				17	17D	3/4	5/16												
				18	18D	3/4	3/8												
				19	19D	3/4	1/2												
				20	20D	3/4	5/8												
				21	21D	1	1/4												
				22	22D	1	5/8												
				23	23D	1	3/4												

<b>Brass Primer Fittings</b> 		<b>Lycoming Fuel Pump Fitting</b> 	
Part#	Description	Part#	A
AN800-2	Brass Primer Fitting Union	202701-6-6S	1.3
AN805-2	Brass Primer Fitting Nut	202703-6-6S	2.19
AN4022-1	Straight Fitting		
AN4023-1	90Deg Fitting		
510-007	Copper Tube		

Note: These are Aeroquip commercial part#s. No FAA or Lycoming approvals.

AIRBORNE FITTINGS & AERO-LINE ELEMENTS & FILTERS			
Part#	Description	Part#	Description
1K27-1	1/8 NPTx1/4x1/4 Hose	D9-14-5	Element used in 1J2 Series Inlet Filter (Except 1J2-2) interchangeable with Cessna P/N C294501-0103
1K43-10-10	Bulkhead Fitting 90Deg 5/8 X 5/8 Hose	D9-14-3	Element used in 1J2-2 Inlet Filter only
1K22-10-10	Bulkhead Fitting Straight 5/8 X 5/8 Hose	D9-18-1	Element used in 1J7-1 (4 per package)
1K10-4-4	Straight 1/4 NPTx1/4 Hose	1J7-1	Gyro Filter Assembly (4 per package)
1K10-4-6	Straight 1/4 NPTx3/8 Hose	1J10-1	Gyro Filter (Cessna P/N C294502-010)
1K10-6-10	Straight 3/8 NPTx5/8 Hose	1J4-4	Line Mounted Filter 1/2 X 1/2 5-3/4 LGTH
1K8-6-10	150 Deg 3/8 NPTx5/8 Hose	1J4-6	Line Mounted Filter 5/8 X 5/8 6-3/4 LGTH
1K9-6-10	60 Deg 3/8 NPTx5/8 Hose	1J4-7	Line Mounted Filter 5/8 X 5/8 5-1/2 LGTH
1K9-4-6	45 Deg 1/4 NPTx3/8 Hose	1J2-5	Pump Inlet Filter with D9-14-5 Element Port: 3/4 Hose
1K1-4-6	90 Deg 1/4 NPTx3/8 Hose	1J2-6	Pump Inlet Filter with D9-14-5 Element Port: 3/4 Hose
1K1-4-8	90 Deg 1/4 NPTx1/2 Hose	B3-5-1	Aero-Line Valve Filter
1K1-6-8	90 Deg 3/8 NPTx1/2 Hose		
1K1-6-10	90 Deg 3/8NPTx5/8 Hose		



Note: Airborne Fittings and Elements may be special order only