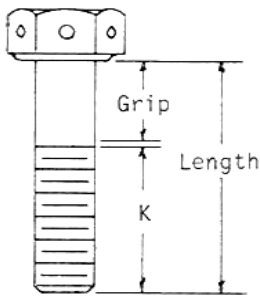
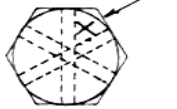


# DRILLED HEAD BOLTS AN73 Thru AN81

Superseded by MS20073 ( Fine Thread )  
or MS20074 (Course Thread)

MS20073 and MS 20074 parts and AN73  
thru AN81 parts of like thread and  
grip are interchangeable. Rated  
strengths are similar to AN3 thru  
AN20 with minium tensile of 125K.

Head marked with "X"

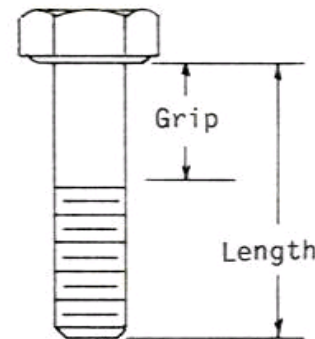


Dash No.	AN73			AN73A			AN74			AN74A			AN75			AN75A			AN76			AN76A		
	MS20073-03			MS20073-05			MS20073-04			MS20074-04			MS20073-05			MS20074-05			MS20073-06			MS20074-06		
	10-32			10-24			1/4-28			1/4-20			5/16-24			5/16-18			3/8-24			3/8-16		
	Grip	Length	K	Grip	Length	K	Grip	Length	K	Grip	Length	K	Grip	Length	K	Grip	Length	K	Grip	Length	K	Grip	Length	K
	.016	+ .031	Ref	.016	+ .031	Ref	.016	+ .031	Ref	.016	+ .031	Ref	.016	+ .031	Ref	.016	+ .031	Ref	.016	+ .031	Ref	.016	+ .031	Ref
			(MIN)			(MIN)			(MIN)			(MIN)			(MIN)			(MIN)			(MIN)			(MIN)
02	.062	.344	.250																					
03	.062	.469	.375																					
04	.062	.594	.500				.062	.609	.515												.062	.734	.640	
05	.125	.656	.499				.125	.672	.515												.125	.797	.640	
06	.250	.781	.499				.250	.797	.515												.250	.922	.640	
07	.375	.906	.499				.375	.922	.515												.375	.922	.640	
10	.500	1.031	.499				.500	1.047	.515												.500	1.047	.640	
11	.625	1.156	.499				.625	1.172	.515												.625	1.172	.640	
12	.750	1.281	.499				.750	1.297	.515												.750	1.297	.640	
13	.875	1.406	.499				.875	1.422	.515												.875	1.422	.640	
14	1.000	1.531	.499				1.000	1.547	.515												1.000	1.547	.640	
15	1.125	1.656	.499				1.125	1.672	.515												1.125	1.672	.640	
16	1.250	1.781	.499				1.250	1.797	.515												1.250	1.797	.640	
17	1.375	1.906	.499				1.375	1.922	.515												1.375	1.922	.640	
20	1.500	2.031	.499				1.500	2.047	.515												1.500	2.047	.640	
21	1.625	2.156	.499				1.625	2.172	.515												1.625	2.172	.640	
22	1.750	2.281	.499				1.750	2.297	.515												1.750	2.297	.640	
23	1.875	2.406	.499				1.875	2.422	.515												1.875	2.422	.640	
24	2.000	2.531	.499				2.000	2.547	.515												2.000	2.547	.640	
25	2.125	2.656	.499				2.125	2.672	.515												2.125	2.672	.640	
26	2.250	2.781	.499				2.250	2.797	.515												2.250	2.797	.640	
27	2.250	2.906	.499				2.375	2.922	.515												2.250	2.922	.640	
30	2.500	3.031	.499				2.500	3.049	.515												2.375	3.049	.640	

## CLOSE TOLERANCE BOLTS AN173 thru AN186

Dash No.	AN173 3/16-32		AN174 1/4-28		AN175 5/16-24		AN176 3/8-24	
	Grip	Length	Grip	Length	Grip	Length	Grip	Length
	+/-1/64	+1/32 -1/64	+/-1/64	+1/32 -1/64	+/-1/64	+1/32 -1/64	+/-1/64	+1/32 -1/64
-3	1/16	15/32	1/16	15/32				
-4	1/8	17/32	1/16	17/32	1/16	19/32		
-5	1/4	21/32	3/16	21/32	3/16	23/32	1/16	45/64
-6	3/8	25/32	5/16	25/32	5/16	27/32	3/16	53/64
-7	1/2	29/32	7/16	29/32	7/16	31/32	5/16	61/64
-10	5/8	1-1/32	9/16	1-1/32	9/16	1-3/32	7/16	1-5/64
-11	3/4	1-5/32	11/16	1-5/32	11/16	1-7/32	9/16	1-13/64
-12	7/8	1-9/32	13/16	1-9/32	13/16	1-11/32	11/16	1-21/64
-13	1	1-13/32	15/16	1-13/32	15/16	1-15/32	13/16	1-29/64
-14	1-1/8	1-17/32	1-1/16	1-17/32	1-1/16	1-19/32	16/16	1-37/64
-15	1-1/4	1-21/32	1-3/16	1-21/32	1-3/16	1-23/32	1-1/16	1-45/64
-16	1-3/8	1-25/32	1-5/16	1-25/32	1-5/16	1-27/32	1-3/16	1-53/64
-17	1-1/2	1-29/32	1-7/16	1-29/32	1-7/16	1-31/32	1-5/16	1-61/64
-20	1-5/8	2-1/32	1-9/16	2-1/32	1-9/16	2-3/32	1-7/16	2-5/64
-21	1-3/4	2-5/32	1-11/16	2-5/32	1-11/16	2-7/32	1-9/16	2-13/64
-22	1-7/8	2-9/32	1-13/16	2-9/32	1-13/16	2-11/32	1-11/16	2-21/64
-23	2	2-13/32	1-15/16	2-13/32	1-15/16	2-15/32	1-13/16	2-29/64
-24	2-1/8	2-17/32	2-1/16	2-17/32	2-1/16	2-19/32	1-15/16	2-37/64
-25	2-1/4	2-21/32	2-3/16	2-21/32	2-3/16	2-23/32	2-1/16	2-45/64
-26	2-3/8	2-25/32	2-5/16	2-25/32	2-5/16	2-27/32	2-3/16	2-53/64
-27	2-1/2	2-29/32	2-7/16	2-29/32	2-7/16	2-31/32	2-5/16	2-61/64
-30	2-5/8	3-1/32	2-9/16	3-1/32	2-9/16	3-3/32	2-7/16	3-5/64

MIL-B-6812 Specifications  
Similar to AN3-AN8 Bolts  
except machined after plating  
to closer tolerance. Coated  
as per MIL-C-11796 or -16173.  
Same strength values as AN3-  
AN8 bolts. Available with  
drilled shank and/head.



Example Part#s

AN176-10 3/8-24 x 1-5/64, Steel, Drilled Shank, Undrilled Head  
AN176C10 3/8-24 x 1-5/64, CRES, Drilled Shank, Undrilled Head  
AN176DD10A 3/8-24 x 1-5/64, Alum, UnDrilled Shank, Undrilled Head  
AN176DDH10 3/8-24 x 1-5/64, Alum, Drilled Shank, Drilled Head